

WE CONTROL THE FLOW

Elite provides comprehensive Valve, Automation Packages, and Instrumentation solutions for all industrial applications, ensuring optimal control of fluid flow with our expertise: "We control the flow."



Elite Flow Control

PROFILE

Elite Flow Control is one of the leading and renowned brand of Valves having its own independent manufacturing facilities and global existence in the United States of America, United Kingdom and China.

Our design and manufacturing range includes Ball Valves, Gate Valves, Globe Valves, Check Valves, Plug Valves, Butterfly Valves, Control Valves, Actuated Valves, and have a dedicated PTFE / PFA lining facility for PTFE / PFA Lined Valves, Pipe Spools, Pipe fittings, and associated equipment for high corrosive/ chemical applications.

The material of construction capabilities includes but not limited to Carbon Steel, Stainless Steel, Alloy Steel, Duplex Steel, Super Duplex, Monel, Titanium, Hastelloy and each valve is manufactured in accordance with its applicable manufacturing standard such as ISO, API, PED / CE, BS 1873, BS 1868, MSS SP-67, MSS SP-68, ASME and Fire Safe Design in API 607 / API 6FA.

We have stringent Quality Management and Control System backed by qualification of ISO 9001 :2015, PED (Pressure Equipment Directive), API 6D, API 607, API 6FA, SIL (Functional Safety Certificate), and our strong commitment to Environmental Management System, and Occupational Health and Safety Management Systems (OHSMS) is accredited with 14001 :2015 and ISO 45001 :2018 certification.

SIL Certificate is one of very important Safety Certification and Elite understand that the operations at End users' plants should be performed smoothly and without any accident or Safety Hazards. Very few manufactures of Valves in the world have SIL Certification. Considering this important Safety factor, Elite Flow Control is one of few manufacturers who holds SIL Certificate (Functional Safety Certificate) for the Control Valve / Actuated Control Valve / Ball Valve / Actuated Ball Valve / Regulating Valve / Actuated Regulating Valve | Gate Valve / Actuated Gate Valve / Globe Valve / Actuated Globe Valve / Plug Valve / Actuated Plug Valve / Butterfly Valve / Actuated Butterfly Valve / Instrument Valve/ Actuator Instrument Valve.

In addition to our own manufacturing, we have vast experience in supplying Bulk Piping Packages for projects including but not limited to the Line Pipes, Pipe Fittings, Flanges, Gaskets, Stud Bolts, Cathodic Protection Material.

All orders are strictly inspected at each stage of the production process from the Inspection of Raw Material to the finished products. Each order is carried out as per the Inspection / Test Plan, Required Specifications and Applicable Manufacturing | Quality Standards.

Elite Flow Control operates on philosophy to provide Immediate Response, Excellent Quality, Quick Delivery and Customer Satisfaction followed by our Core Values "What we commit, we deliver" based on this we are having satisfied customers in more than 25 countries and ever expanding throughout the world.

MISSION

Elite Flow Control focused to provide the superior quality valves at competitive prices to Its customers around the world by utilizing the company's human resources and advanced technology equipment with the strong commitment to R&D, Health, Safety, Environment and company's Core Values.

VISION

To Make Our Brand "The First Choice of Customers".

CORE VALUES

Quality:

It is our primary focus to produce and deliver superior quality products.

Commitment:

What we commit, We deliver.

Teamwork:

We believe in teamwork which is the most important element to accomplish the set objective.

Customer Satisfaction:

To achieve customer satisfaction with our Quality, Commitment and Teamwork.

ELITE FLOW CONTROL

Elite Flow Control's manufacturing range includes Ball, Gate, Globe, Check, Plug and Butterfly Valves in Carbon Steel, Stainless Steel, Alloy Steel and Duplex Steel according to the specified/applicable manufacturing standards such as API 6D, API 600, API 602, BS 1873, BS 1868, MSS SP-67, MSS SP-68 and Fire Safe Design in accordance with API 607/API 6FA and can be customized according to the customer's requirements/specifications.

◀ BALL VALVES


SIDE-ENTRY FLOATING BALL VALVES (1 PC,2PC,3PC)

SERVICE	CL 150-600	CL900	CL1500	CL2500
STANDARD	1/2"-6"	1/2"-2"	1/2"-2"	1/2 "-1 "
LOW TEMP .DOWN TO -196 °C	1/2"-4"	1/2"-2"	1/2"-2"	1/2 "-1 "
UNDERGROUND	1/2"-4"	1/2"-2"	1/2"-2"	1/2 "-1 "
HIGH TEMP.+200°C TO 425° C	1/2"-4"	1/2"-2"	1/2"-2"	1/2 "-1 "




SIDE-ENTRY TRUNNION BALL VALVES

SERVICE	CL 150-600	CL900	CL1500	CL2500
STANDARD	2"-48"	2"-48"	2"-24"	2"-12 "
LOW TEMP .DOWN TO -196 °C	2"-48"	2"-48"	2"-24"	2"-12 "
UNDERGROUND	2"-48"	2"-48"	2"-24"	2"-12 "
HIGH TEMP.+200°C TO 425° C	2"-48"	2"-48"	2"-24"	2"-12 "



TOP -ENTRY TRUNNION BALL VALVE

SERVICE	CL 150-600	CL900	CL1500	CL2500
STANDARD	2"-36"	2"-24"	2"-24"	2"-12 "
LOW TEMP .DOWN TO -196 °C	2"-36"	2"-24"	2"-24"	2"-12 "
UNDERGROUND	2"-36"	2"-24"	2"-24"	2"-12 "
HIGH TEMP.+200°C TO 425° C	2"-36"	2"-24"	2"-24"	2"-12 "



FULLY-WELDED TRUNNION & EXTENDED STEAM BALL VALVE

SERVICE	CL 150-600	CL900	CL1500	CL2500
STANDARD	2"-48"	2"-48"	2"-24"	2"-12 "
LOW TEMP .DOWN TO-196 °C	2"-48"	2"-48"	2"-24"	2"-12 "
UNDERGROUND	2"-48"	2"-48"	2"-24"	2"-12 "
HIGH TEMP.+200°C TO 425° C	2"-48"	2"-48"	2"-24"	2"-12 "



APPLICABLE DESIGNS STANDARDS

DESIGN	BODY THICKNESS	BOLTING	FACE-TO-FACE	DRIVE TRAIN SIZE	FIRESAFE
API6D	ASME B16. 34	ASME B16. 34	ASME API6D	ASME API6D	API607
API608	ASME VIII	ASME VIII	ASME B16 .10		API6FA

OTHERS

Materials: ASME II-D, ASTM, API
 Flanges: ASME B16.5, ASME B16. 47
 NDT: ASME, ASTM

Welding: ASME IX
 Welding ends: ASME B16.25
 Sour service : NACE MR0175, NACE MR0103

◀ GATE VALVES

TYPE	MODEL	SIZE RANGE	CLASS RANGE	DESIGN & MFG.
Forged Steel Gate Valves	EFC-1/2GV1	3/8"-2"	150LB-1500LB	API 602
Forged Steel PSB Gate Valves	EFC-1/2GV15	1/2"-2"	1500LB-2500LB	API 602
Valves Cast Steel Gate Valves	EFC-02GV1	2"-42"	150LB-1500LB	API 600, BS 1414
Cast Steel PSB Gate Valves	EFC-2GV9	2"-24"	900LB-2500LB	API 600, BS 1414



◀ GLOBE VALVES

TYPE	MODEL	SIZE RANGE	CLASS RANGE	DESIGN & MFG.
Forged Steel Globe Valves	EFC-1/2GE1	3/8"-2"	150LB-1500LB	API 602
Forged Steel PSB Globe Valves	EFC-1/2GE15	1/2"-2"	1500LB-2500LB	API 602
Cast Steel Globe Valves	EFC-02GE1	2"-24"	150LB-1500LB	API 623, BS 1873
Cast Steel PSB Globe Valves	EFC-2GE9	2"-16"	900LB-2500LB	API 623, BS 1873



◀ CHECK VALVES

TYPE	MODEL	SIZE RANGE	CLASS RANGE	DESIGN & MFG.
Forged Steel Check Valves	EFC-1/2CK1	3/8"-2"	150LB-1500LB	API 602
Forged Steel PSB Check Valves	EFC-1/2CK15	1/2"-2"	1500LB-2500LB	API 602
Cast Steel Check Valves	EFC-02CK1	2"-36"	150LB-1500LB	API 6D, BS 1868
Cast Steel PSB Check Valves	EFC-02CK9	2"-24"	900LB-2500LB	API 6D, BS 1868



◀ PLUG VALVES

TYPE	MODEL	SIZE RANGE	CLASS RANGE	DESIGN & MFG.
Sleeve Type Soft Sealing Plug Valves	EFC-02PV1	1/2"-36"	150LB-900LB	API 6D, API 599
Inverted Pressure Lubricated Plug Valves	EFC-02PV1	1/2"-36"	150LB-900LB	API 6D, API 599



◀ BUTTERFLY VALVES

TYPE	MODEL	SIZE RANGE	CLASS RANGE	DESIGN & MFG.
Lug Type Butterfly Valves	EFC-BFL-2	2"-48"	150LB-600LB	API 609
Wafer Type Butterfly Valves	EFC-BFW-2	2"-48"	150LB-600LB	API 609
Double Flange Short Pattern Cast Steel Butterfly Valves	EFC-BFDFSP-2	2"-48"	150LB-600LB	API 609
Double Flange Long Pattern Cast Steel Butterfly Valves	EFC-BFDFLP-2	2"-36"	150LB-600LB	API 609



ELITE FLOW CONTROL

PTFE / PFA LINED VALVES

- ◀ PFA Lined Gate Valve Rising Stem Type
- ◀ Half Lining PTFE Butterfly Valve ANSI
- ◀ PFA Lined Flange Butterfly Valve for Oil Gas
- ◀ Weir Type EG41 PFA Lined Diaphragm Valve
- ◀ PFA Lined Globe Valve
- ◀ PFA Lined Plug Valve Flange Type for Corrosion Medium
- ◀ PFA Lined Discharge Ball Valve
- ◀ Ball Valve E641 with Pneumatic Operator for Oil
- ◀ Pneumatic Butterfly Valve Lined with FEP



PTFE / PFA LINED PIPING

- ◀ PTFE Lined Pipe (SPOOL)
- ◀ PTFE Lined Pipe Fittings
- ◀ PTFE Lined Elbow
- ◀ Teflon Lined Tee
- ◀ PTFE Lined Instrument Tee
- ◀ Teflon Lined Eccentric Reducer
- ◀ PTFE Lined Concentric Reducer
- ◀ Y Type Strainer
- ◀ PFA Lined Basket Type Strainer
- ◀ PTFE Lined Sight Glass for Oil Pipeline



CONTROL VALVES

A Control Valve is a crucial component used to regulate fluid flow by adjusting the size of the flow passage based on signals from a controller. Here's how it works:

◀ Function

Control valves manage flow rates, which directly impact process quantities like pressure, temperature, and liquid level.

◀ Operation

When a controller sends a signal, the valve opens or closes automatically using electrical, hydraulic, or pneumatic actuators

◀ Positioners

These devices control actuator movement based on electric or pneumatic signals (commonly 4-20mA).

◀ Importance

Control valves play a vital role in maintaining process variables within desired ranges for quality product.

TYPES

- Segment ball valve
- Control valve
- Slide valve

ACTUATORS` / E&I PRODUCTS` BRANDS

We customize our valves with proprietary, reliable brands and adhere to clients' Approved Vendor List requirements to provide comprehensive packages.



rotork[®]

SIEMENS

auma[®]
Solutions for a world in motion

ABB

FLOWSERVE

Honeywell

Parker

SAMSON

EMERSON[™]

VALVE OPERATION / GEAR & ACTUATOR DETAILS

We Elite Flow Control offer Handheld, Gear Box & Actuator as per client request and project requirements.

◀ Gear Box Operated Valves

- It could be operated faster while the number of turns will increase.
- Where the torque needed would decrease through usage of reduction gear



◀ Combination of Electric Actuators & Gear Box Operated Valves

- It can be operated electrically, more labor saving.
- Besides, it would be more economical than Electric Actuators but the operational time would increase.



◀ Electric Actuators For Valves

- The alternatives are to be used with electric actuation at various differential pressures.
- The remote & local control, lock hand control options are available.
- Ex-proof types are used at plants of Natural Gas, Crude Oil or Fuel.
- All actuators are protected as per IP67 or higher class.



◀ Pneumatic Actuators For Valves

- Pneumatic control valve actuator converts energy (typically in the form of compressed air) into mechanical motion. The motion can be rotary or linear, depending on the type of actuator.
- Limit switches, Solenoid Valve and regulating filter accessories are delivered when required.
- Remote/Local controls, lockable and hand control options are available.



ACCESSORIES FOR ACTUATORS

◀Limit Switches

Devices that detect and signal the position of the valve, providing feedback on whether it is open or closed.

◀Positioners

Instruments that adjust the valve actuator to ensure the valve reaches the correct position according to the control signal.

◀Solenoid Valves

Electrically controlled valves that direct air or fluid flow to actuators, enabling automatic valve operation.

◀Instrument Filters

Filters that remove contaminants from the air or fluid supply to protect sensitive instruments.

◀Pressure Pilots

Devices that control or regulate system pressure to maintain desired levels.

◀Instrument Filter/Regulators

Units that both filter and regulate the pressure of air or fluid supplied to instruments, ensuring stable performance.

◀Quick Exhaust Valves

Components that quickly release air from pneumatic actuators, speeding up valve operation.

◀Liquid Level Controllers

Instruments that measure and control the level of liquids in tanks or vessels.

◀Instrument Relief Valves

Safety devices that release excess pressure from instruments to prevent overpressure conditions.

◀Actuator Overrides

Manual controls that allow for the manual operation of actuators during maintenance or emergencies.

◀Chambers & Domes

Enclosures used with level controllers and other instruments for accurate pressure and level measurement.



BULK PIPING SUPPLIES

We supply complete Bulk Piping Packages, including but not limited to:

- Line Pipes
- Pipe Fittings
- Flanges
- Stud Bolts
- Gaskets

These components are available in various steel grades such as Carbon Steel, Stainless Steel, Alloy Steel, Nickel Alloy, Duplex, and Super Duplex Steel. Alongside our standard products, we also offer customized pieces according to customer drawings, whether the requirement is for pipes/spools, fittings, or flanges.

◀ OUR OFFERING INCLUDE

- Professional management of small to large scale projects
- Short lead times
- On-time delivery
- High-quality products

All our products are fully approved by major inspection authorities like TÜV, Lloyd's, DNV, and B.V., and come with EN10204 3.1B certification.



HOW TO AVOID PROBLEMS

- Ball valves shall be transported and stored with the ball in the fully open position.
- Flanged ends and welded ends shall be protected.
- End protection shall be removed only when the valve is installed in the line.
- Valves shall be handled using the proper lifting lugs.
- Valves shall be stored according to Elite storage procedures. Long term storage shall be avoided.
- For welded-end valves, advise Elite if there will be a post weld heat treatment (transition pups may be necessary to avoid damages to seals).
- Flush and clean the line before operating the valve.
- Make sure no line-testing fluid is left in the line and/or the valve body.
- Avoid leaving the valve body filled with salt water to prevent internal corrosion.
- During line-testing, valves shall be left in the partially open position for the minimum possible amount of time.
- Standard ball valves shall be used for on-off service only. Throttling service (use of the valve with the ball partially open) can damage the seats.
- Make sure to take into consideration the actual service conditions when selecting materials for O-rings and seat inserts.
- Always specify anti-explosive decompression material for valves to be used in high pressure gas service.
- Make sure the selected actuator has been properly sized (an oversized actuator can be as dangerous as an undersized one).
- Advise Elite of cycle frequency to ensure proper sizing of actuator.
- Do not use the actuator to lift the valve.

◀ WARRANTY CLAUSE

Elite Flow Control products are delivered with a standard guarantee of good performance for the period of 18 months after the delivery date or 12 months of operation after commissioning.


Warning: The scope of Warranty is covered for manufacturing defects only. In case the valve failure is due to the wrong operations by the customer the warranty is not applicable.

In order to claim the warranty due to the manufacturing defects, the customer needs to prepare the detailed rejection report including the inspection procedure, operational report, pictures of valves, if this report proves that the fault is due to the manufacturing defect, Elite will provide the appropriate solution.



PICTURE GALLERY





WE CONTROL THE FLOW

Elite Flow Control USA LLC

Unit 100, 13220 Murphy Road, Stafford TX 77477

United States of America

Tel: +1 (0) 425 517 7015

Email: saj@elitegocl.com

Elite Flow Control UK Limited

Unit 1, Winghay Close, Stoke-on-Trent,
ST6 4DU, Staffordshire, United Kingdom

Tel: +44 (0) 7465 965031

Email: saj@elitegocl.com

Wenzhou Elite Flow Control Co., Ltd.

Office No. 903, Zhongou International Office Building,
Yangguangdadao Street, Oubei Town, Yongjia,
Wenzhou City, Zhejiang Province,

People's Republic of China

Mobile/Call/Whatsapp: +1 (212) 729-9025

Email: saj@elitegocl.com

Manufacturing Facility:

No. 425, Zhangbao West Road, Dongou Industrial Zone,
Oubei Street, Yongjia County, Wenzhou City, Zhejiang
Province, People's Republic of China.

Elite Flow Control

www.elitegocl.com

